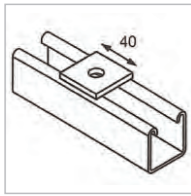
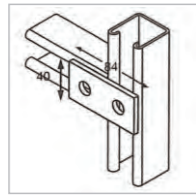


Square Washer



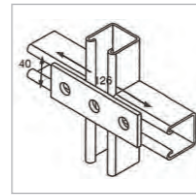
TOP01

2 Hole Flat Plate



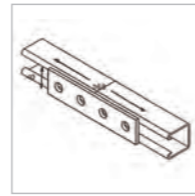
TOP02

3 Hole Flat Plate



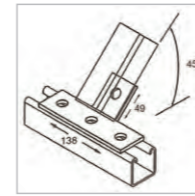
TOP03

4 Hole Flat Plate



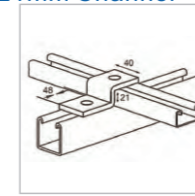
TOP04

4 Hole 45° Angle 'T' Bracket



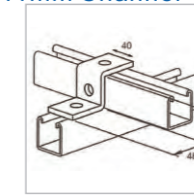
TOP25

2 Hole Shallow 'Z' Bracket for 21mm Channel



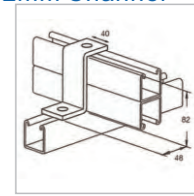
TOP26

3 Hole Single 'Z' Bracket for 41mm Channel



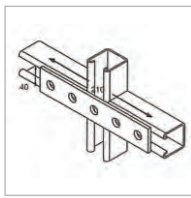
TOP27

2 Hole Double 'Z' Bracket for 82mm Channel



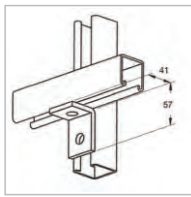
TOP28

5 Hole Flat Plate



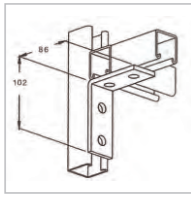
TOP05

1x1 Hole 90° Bracket



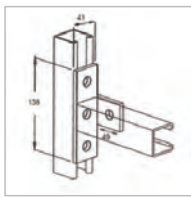
TOP09

2x2 Hole 90° Bracket



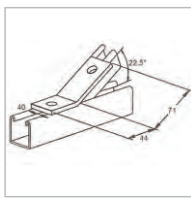
TOP13

4 Hole 90° Angle 'T' Bracket Centre



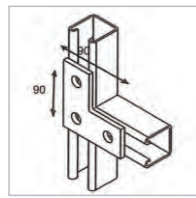
TOP17

2 Hole 22.5° Angle Bracket



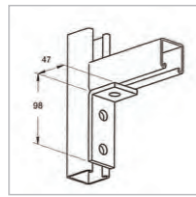
TOP21

3 Hole Flat 'L' Bracket



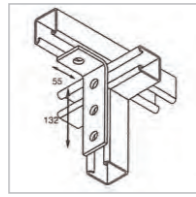
TOP06

1x2 Hole 90° Bracket



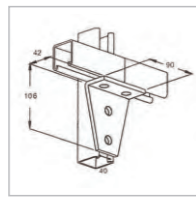
TOP10

1x3 Hole 90° Bracket



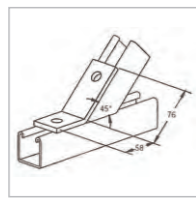
TOP14

2x2 Hole 90° Delta Bracket



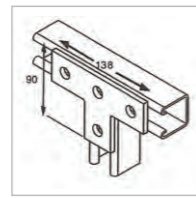
TOP18

2 Hole 45° Angle Bracket



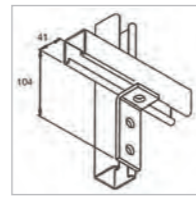
TOP22

4 Hole Flat 'L' Bracket



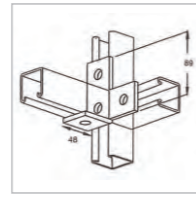
TOP07

1x2 Hole 90° Bracket



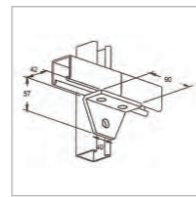
TOP11

4 Hole 90° Angle 'T' Bracket (Left)



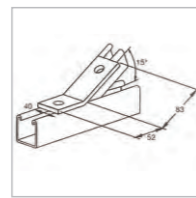
TOP15

2x1 Hole 90° Angle 'T' Bracket



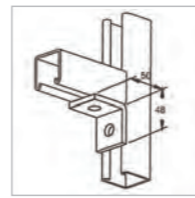
TOP19

2 Hole 15° Angle Acute Bracket



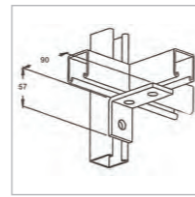
TOP23

1x1 Hole 90° Bracket



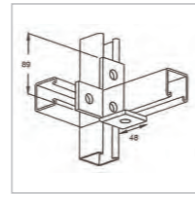
TOP08

2x1 Hole 90° Bracket



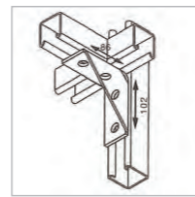
TOP12

4 Hole 90° Angle 'T' Bracket (Right)



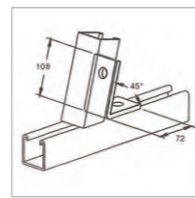
TOP16

4 Hole 90° Angle Welded Gusset Bracket



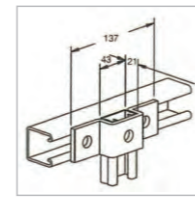
TOP20

2 Hole 45° Angle Acute Bracket



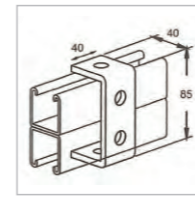
TOP24

3 Hole Top Hat for 21mm Channel



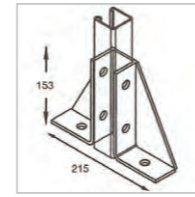
TOP29

4 Hole Double Channel 'C' Bracket



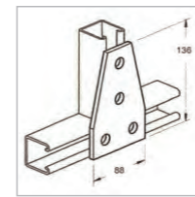
TOP33

Delta Base Plate for Single Channel



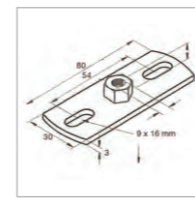
TOP37

4 Hole Flat Gusset Bracket



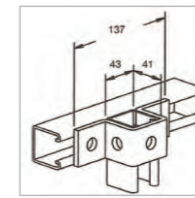
TOP55

Base Plate



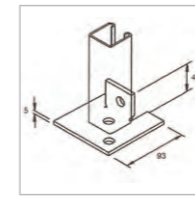
TOPBP08/10

5 Hole Top Hat for 41mm Channel



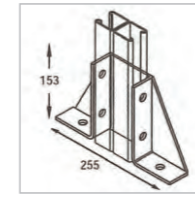
TOP30

Base Plate 100x100mm (Single Fix)



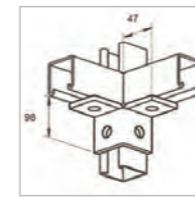
TOP34

Delta Base Plate for Double Channel



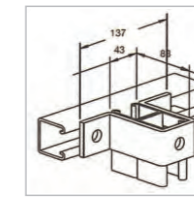
TOP38

4 Hole Right Angle Wing Bracket



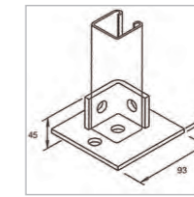
TOP64

3 Hole Top Hat for 82mm Channel



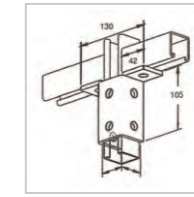
TOP31

Base Plate 100x100mm (Double Fix)



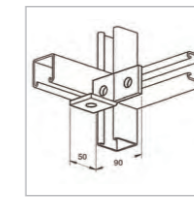
TOP35

8 Hole 2 Lug Wing Bracket



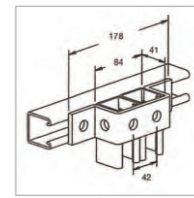
TOP39

3 Hole Right Angle Bend R/H



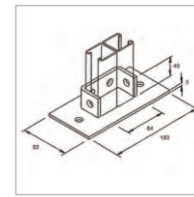
TOP65

6 Hole Double Wide Top Hat Bracket



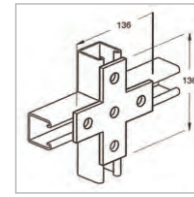
TOP32

Base Plate 100x200mm for Double Channel



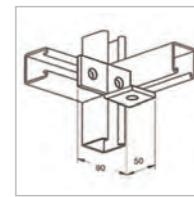
TOP36

5 Hole Flat Cross Bracket



TOP54

3 Hole Right Angle Bend L/H



TOP66